

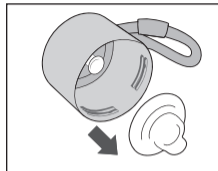
PROPER CARE:

- **BOTTLE AND PARTS ARE NOT DISHWASHER SAFE**
- Wash bottle and cap by hand thoroughly with soap and warm water before first use
- Clean outer bottle with soft bottle brush
- Store with cap off to allow components to dry completely in between uses
- Do not submerge assembled bottle in water

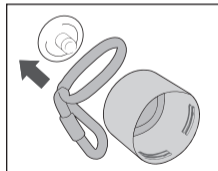
IN DEPTH CLEANING:

- If condensation forms between layers of the bottle disassemble all of the parts and let thoroughly dry
- Dry thoroughly before reassembling
- If necessary clean glass with a gentle cloth to prevent scratches; do not use a scrub brush
- It is not necessary to disassemble the bottle often to clean it

DISASSEMBLE CAP

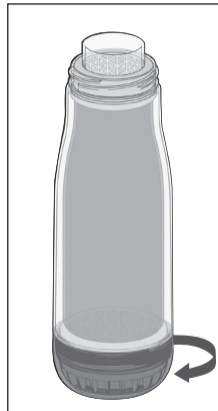


1. Remove silicone piece by pulling on tab

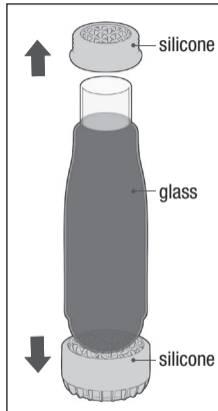


2. Push top plastic piece out from inside of cap to remove rope

DISASSEMBLE BOTTLE



1. Remove outer shell by unscrewing lid and bottom cap



2. Remove silicone pieces and clean glass gently with soft cloth

ZOKU[®]

**GLASS CORE
BOTTLE**

PURE BOROSILICATE GLASS

WARNINGS

- **THIS PRODUCT CONTAINS GLASS**
- ⚠ **CAUTION:** GLASS BOTTLES WILL BREAK; HANDLE WITH CARE AND DISCARD IMMEDIATELY IF BROKEN
- ⚠ **CAUTION:** THERE IS A RISK OF SKIN/HAND/FACE LACERATIONS DUE TO BREAKAGE OF THE GLASS BOTTLE
- Always inspect glass before use for sharp edges and fragments or flakes of glass that may have become dislodged and are loose inside the bottle
- Do not use if there are any signs of chips or cracks
- If water leaks from bottle the glass is broken. Do not continue to use or could result in injury
- Glass core of bottle may break, but the glass mouthpiece may remain intact. If glass is broken anywhere, discard and do not continue to use
- This glass product is not for children; do not leave the bottle unattended with children
- The silicone cushions and encapsulated shell protect the glass, but do not guarantee against breakage
- Extreme temperature differences between liquid and glass core may cause glass to break

PROPER USE:

- ⚠ **CAUTION:** THIS BOTTLE IS DESIGNED TO HOLD LIQUIDS THAT MAY BE HOT ENOUGH TO SERIOUSLY BURN YOU, USE CAUTION WHILE DRINKING HOT BEVERAGES
- ⚠ **CAUTION:** IF FILLING WITH HOT LIQUID, ALLOW LIQUID TO COOL DOWN WITH THE LID OFF FOR AT LEAST 3 MINUTES BEFORE ATTACHING THE LID. IF NOT, RISK OF BURNING
- Do not use with boiling hot liquids
- Hot liquids can leak if bottle tips on its side; prevent from putting in a bag with hot liquids in the bottle
- Not intended for use with carbonated beverages
- Do not overfill. Fill only to the point where the glass extends beyond the plastic and silicone collar
- Do not over tighten the top cap. Cap is secure once the threads engage; audible “click” sound
- Do not microwave or freeze the bottle

©2016 by ZOKU

ZOKU, LLC Hoboken, NJ 07030 www.zokuhome.com

Designed in the USA. Made in China.