



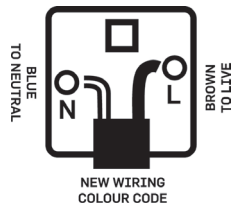
lee stafford

*Originals*



# **THE ORiGiNaL STRAlgHTeNER**

Service, Warranty, Features and User Guide



**GB** - This unit comes with a removable UK 3-pin plug. The 3-pin plug can be removed to reveal a European 2-pin plug by unscrewing the centre screw, lifting the rear cover and unclipping the European 2-pin plug. It can be replaced if necessary by reversing this procedure.

#### **WIRING INSTRUCTIONS UK PLUGS ONLY:**

---

**WIRING INSTRUCTIONS UK PLUGS ONLY:** This product is fitted with a BS1363 or BS5733 plug fused at 5A. If the plug is unsuitable, it should be disconnected and an appropriate plug fitted as detailed below. If it is necessary to replace the plug fuse, use only fuses that are approved to BS1362, rated at 5A. If in doubt consult a qualified electrician.

The wires in the mains lead are coloured in accordance with following code:

BLUE – NEUTRAL

BROWN – LIVE

As the colours of the wires in the mains lead of this appliance may not correspond with the coloured markings identifying the terminals in your plug, proceed as follows:-

The wire which is coloured BLUE must be connected to the terminal which is marked 'N' or coloured BLACK.

The wire which is coloured BROWN must be connected to the terminal which is marked 'L' or coloured RED.

Never connect either of the wires to the big EARTH terminal marked 'E' or ⊕ or coloured GREEN or GREEN AND YELLOW

#### **GB – SERVICE AND WARRANTY**

---

##### **12 month warranty**

This product has been checked and is free of defects. We warrant this product against any defects that are due to faulty material or workmanship for the warranty period from the original date of consumer purchase. If the product should become defective within the warranty period, we will repair any such defect or elect to replace the product or any part of it without charge provided there is proof of purchase. This does not mean an extension of the warranty period. Simply mail the appliance to your nearest Service Centre, with proof of purchase.

This warranty is offered over and above your normal statutory rights.

The warranty shall apply in all countries in which our product was sold via an authorised dealer.

This warranty does not include damage to the product by accident or misuse, abuse, alteration to the product or use inconsistent with the technical and/or safety instructions required. This warranty shall not apply if the product has been dismantled or repaired by a person not authorised by us.

**KEY FEATURES:**

- Professional floating ceramic plates glide through the hair without snagging
- Instant heat up to 235°C
- Slim round housing designed for easy curling and straightening
- Salon length 3m swivel cord for anti-tangle, fuss-free styling

**OPERATING INSTRUCTIONS:**

To turn on, plug the styler into the mains and switch on the power button located on the lower housing.

To turn off the styler switch off the power button. Do not store away until the plates have fully cooled down.

**INSTRUCTIONS FOR USE:**

Before use, make sure hair is clean, dry and tangle-free.

Run the straightener through the entire length of the hair, without stopping. Use a comb whilst straightening for even straighter results.

Repeat only twice per section to prevent hair damage.

Due to the extreme heat capabilities of this styler, extra care should be taken when using.

While heating, during use and cooling, place on flat, smooth, heat-resistant surface. Only hold unit at the end of the handle.

This is a high performance product, avoid frequent use to prevent damage to hair.


Please note regular use of styling products may deteriorate the coating.

**CLEANING AND MAINTENANCE:**

Ensure the unit is unplugged and cool. Wipe clean any build up of styling products with a damp cloth (do not scrub). Do not use an abrasive cleaning fluid to clean, as damage will occur.

**IMPORTANT INSTRUCTIONS:****SAFETY CAUTIONS**

WARNING – FOR ADDITIONAL PROTECTION THE INSTALLATION OF A RESIDUAL CURRENT DEVICE (RCD) WITH A RATED RESIDUAL OPERATING CURRENT NOT EXCEEDING 30mA IS ADVISABLE. ASK AN ELECTRICIAN FOR ADVICE.

 WARNING – THIS APPLIANCE MUST NOT BE TAKEN INTO A BATHROOM. IT SHOULD NOT BE USED NEAR BATHTUBS, SHOWERS, BASINS OR OTHER VESSELS CONTAINING WATER OR OTHER LIQUIDS.

This product is not suitable for use in the bath or shower. THE STYLER SHOULD BE UNPLUGGED FROM MAINS SUPPLY WHEN NOT IN USE.

Do not leave the styler unattended when switched on.

Allow the styler to cool down before storage.

Do not immerse in water or other liquids.

Do not place styler on soft material e.g. carpet, bedding, towels, rugs etc.

Always ensure the voltage to be used corresponds to the voltage stated on the unit.

Keep this product out of reach of children. The use of this appliance by persons with reduced physical, sensory or mental capabilities or lack of experience and knowledge can give cause to hazards. Persons responsible for their safety should give explicit instructions or supervise the use of the appliance.

Do not use any attachments with this styler, other than those supplied by Lee Stafford.

Avoid allowing any part of the hot plates/barrels to contact the face, neck or scalp.

Do not wrap the cord around the unit. Check cord regularly for any sign of damage.

Damaged cords can be dangerous. If the supply cord of this unit becomes damaged, discontinue use immediately and return the appliance to your nearest authorised service dealer for repair or replacement in order to avoid a hazard.


Special tools are required for any examination, adjustment or repair. Unqualified repair work could lead to hazardous conditions for the user.

We do not accept responsibility for damage to the product, persons or other items(s), caused by misuse, abuse or non-compliance with these instructions.


Do not dispose of the product in household waste at the end of its useful life. Disposal can take place at your local recycling centre.




Model number




Date of Purchase



Wholesaler address



Owner address and telephone number



**Customer Service UK:**

Designed, developed & salon tested in the UK,  
Made in PRC. Salon Europe Ltd  
PO Box 76042 LONDON SW18 9QR.

The LEE STAFFORD trade mark is used under license.  
The 'barcode' and 'trade-dress' are trade marks of Mibelle Group. 2019 ©

helpdesk@saloneurope.com  
Helpline: 02033939072