

## AFTER SERVICE

### CUSTOMER WARRANTY CARD

Name of customer	Product Model Number
Contact Number	Body number
Date of purchase	Address of purchase
Contact address	

Thank you for choosing our products. In order to better provide high quality after-sales service, please cooperate as follows:

- When purchasing, please ask the seller to issue sales vouchers as the basis of warranty;
- Please fill in the card in detail and affix the dealer's seal before it takes effect;
- Please read the maintenance provisions carefully;
- If you need service, please contact the local distributor directly or call the customer service hotline of the headquarters.

#### MAINTENANCE REGULATIONS

- Within the warranty period, the whole machine will be repaired free of charge for one year under normal use conditions (from the date of purchase, subject to the sales certificate).
- In the warranty period, there is one of the following circumstances, will charge the material cost or service fee, please understand!
  - Damage caused by improper use, maintenance and storage of consumers;
  - Damage caused by disassembly by the repairman who is not responsible for the three packages;
  - There is no certificate of three packages;
  - The model of the certificate of Package 3 is inconsistent with the model of the repaired product or altered;
  - The appearance due to use of natural stain old;
  - Damaged for commercial purposes;
  - Damage caused by irresistible force is not covered by warranty.
- This product is only suitable for sale and use in mainland China.
- This card cannot be reissued, please keep it properly.
- do not belong to the scope of maintenance and beyond the warranty period of the products, we are still enthusiastic to serve you, only charging parts and materials costs.

Dealer Phone number	DEALER'S SIGNATURE
National customer service hotline	
Please contact your local distributor for all service centers	DATE:
This copy is kept by the user as warranty proof	

## CAUTIONS




- When the electric iron temperature has not cooled, do not place in children's reach. Please take good care of children when using children's accessories.
- The iron must be used and placed on a smooth surface.
- When the iron is placed on the support, ensure that the support on the plane is stable and reliable.
- Never pour vinegar or other dirt cleaner into the water tank.
- Do not use chemical additives, fragrances or scale removers.
- Remove the power cord from the socket before adding water to the iron or pouring out the remaining water.
- When you stop working temporarily after ironing, please put the iron on the base first and then pull out the power plug.
- Please read this instruction manual carefully before use.
- Before use, please check whether the voltage required by this product is consistent with the voltage in your home.

## CAUTIONS


If the product has a ground plug, it must be plugged into the socket of the ground wire.

- Do not use this product outside the scope of use.
- Use according to the design function of electric iron.
- This product is not allowed to be used by the following people (including children) : physically or mentally disabled or lack of relevant operation experience and knowledge, unless there is a person responsible for their safety to supervise and guide their use of this product.
- Do not allow children to play with this product.

★ When the iron is connected to the power supply, the user should not leave.

 <p>CERTIFICATE OF CONFORMITY The product has been tested to meet the standard requirements</p>	Product Name: Electric iron Product model: 2021-2 Rated frequency: 50Hz Rated voltage: 220V Rated power: 40W Implementation Standards: GB4706.1-2005 GB4706.2-2007	 
--	--	--


## ELECTRIC IRON



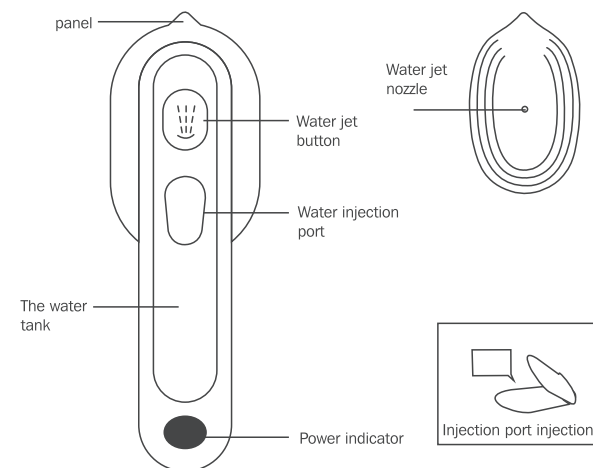
Tips: Thank you for purchasing this series of products! For the safety of you and others, please read the User Manual carefully and use the hair dryer correctly!

## CAUTIONS

- When the product is damaged, please do not continue to use, please take it to the designated place for maintenance, can not disassemble. Incorrect assembly may result in electrical leakage during use.
- To avoid circuit overload, please do not use other high-power electrical appliances at the same time.
- If you must use the power supply extension line, please choose the current of 10A and above line, line core is too small may lead to high temperature and dangerous.
- Please keep this manual safe.
- Pay attention to the risk of spatter when using the appliance.
- When filling liquid and cleaning, the power plug should be unplugged.

 <p>Pay attention to</p>	<b>FABRIC AND WAY OF IRONING</b> 1. For heat-sensitive cloth, the cloth should be pressed on the clothing to avoid deformation or damage. 2. When ironing blended clothing, choose the temperature according to the fiber with poor thermal performance. 3. When ironing different fabrics, iron the less heat resistant ones first.
---	---

## PRODUCTS



## MAINTENANCE

- Wipe the bottom and other parts of the iron with a soft cloth.
- Serious stain time, do not use water to clean, can use a soft cloth with neutral detergent wipe.
- For any adhesion to the bottom of the precipitate, starch material can be cleaned with a wet cloth or does not contain the frosting liquid cleaner.
- Avoid using wire or metal sanitary ware to wipe the bottom plate. The plastic parts can be cleaned with a wet cloth, and then wiped clean with the cloth.
- Turn off the power switch until the iron is fully cooled.
- Turn the iron upside down and gently shake to drain the water.
- After five minutes of heating, press the button to the water level to remove the remaining water in the tank and bottom plate.
- Put the switch in the off position before inserting or pulling out the plug. Do not yank the power cord during use. Hold the plug and pull out the power when you want to cut off the power.

## CAUTIONS

- If the product has fallen, or visible damage or water leakage phenomenon, do not use again.
- Do not immerse the iron in water or other liquids.
- Do not touch this product with water on your hands.
- Do not expose this product to rain or sunlight.
- If the hot plate is triggered, it may cause burns. Please be careful with the water in the water tank when using this product, and beware of burns in the water tank when upside down.
- Electric iron ejection temperature is very high, in order to avoid burns, do not direct the machine to the human body.
- If the power cord is damaged, it must be replaced by the manufacturer, its maintenance department or similar professionals in order to avoid danger.
- Do not hang the power cord on the table or touch any hot surface.

折起规格：90x95mm