


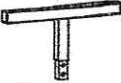
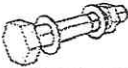

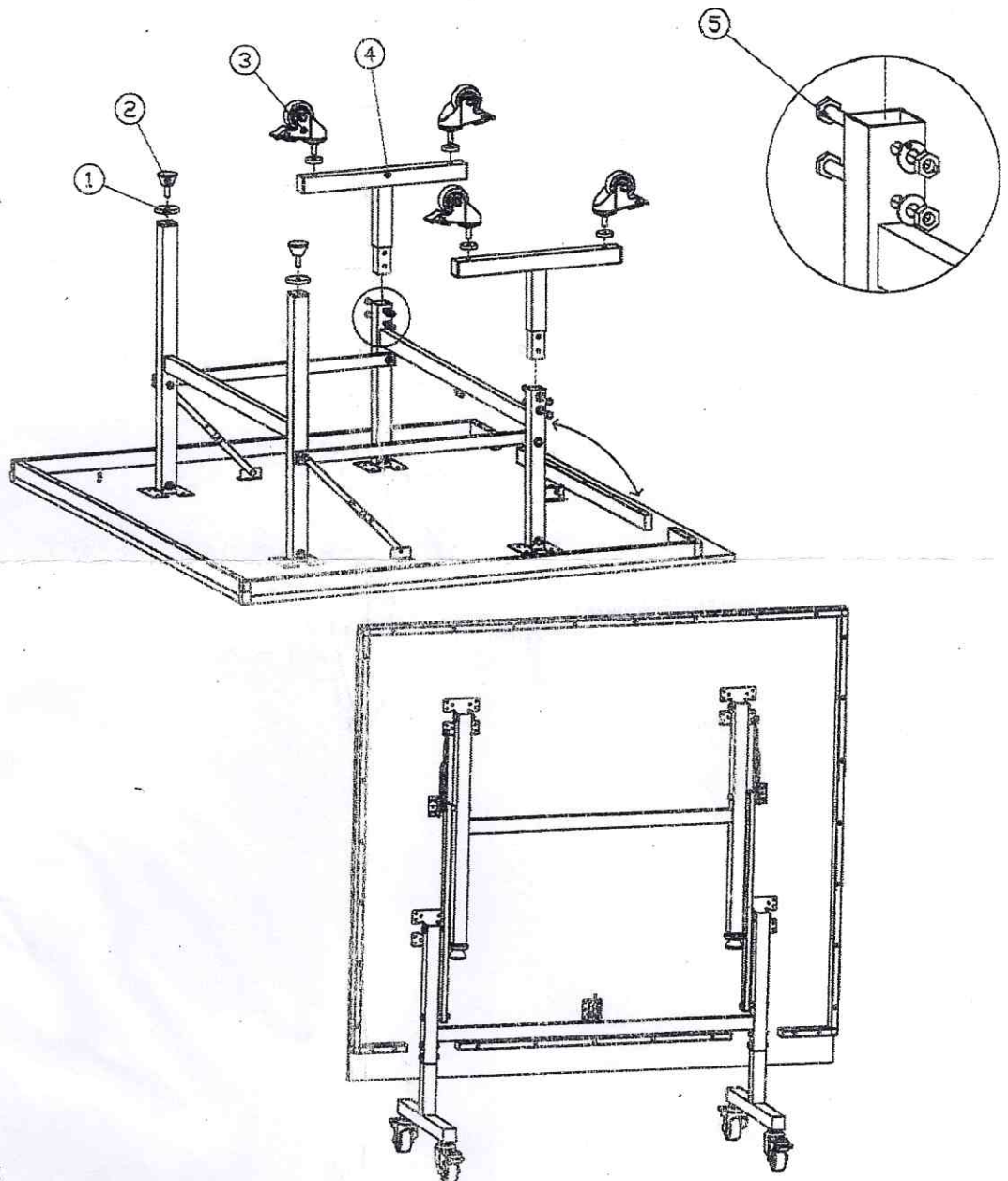


Installation examples for single folding table

①  Round cakes QTY. 12	②  Adjustable feet QTY. 4	③  Casters QTY. 8	④  T - bar QTY. 4	⑤  Outer hexagon screws QTY. 8	⑥  Hexagon wrench with multi-holes QTY. 2
---	--	--	---	---	---



Installation Steps:

1. Firstly, open the safety locks; then, stand the table legs on.
2. Put round cakes ① on the adjustable feet ② respectively.
3. Put adjustable feet on the table legs.
4. Install round cakes ① on the casters ③.
5. Put casters on the T-bar ④.