



Meaningful Innovation.

WEEE Number: 80133970

INSTRUCTION MANUAL


MULTIFUNCTIONAL HEADLIGHT

TECHNICAL DATA

MODEL	VT-9901
SKU	23340
LED TYPE	3W SMD+5W COB
LUMINOUS FLUX	120Lm+350Lm
BEAM ANGLE	230° Wide
CRI	≥80
LIFE SPAN	20,000 Hours
ON/OFF CYCLE	15,000 Times
NET WEIGHT	86.5g (Battery Included)
DIMENSION	605x46x27mm




**IP43
RATING**



BATTERY	CHARGING TIME	WORKING TIME
650 mAh (1Pc) Li-ion Polymer Battery (Included)	2.5 Hours	SMD - 120Lm - 5.0 Hr COB in White - 260 Lm - 3.5 Hr SMD+COB in White - 350 Lm - 2.5 Hr COB in Yellow - 300Lm - 2.0 hr

INTRODUCTION & WARRANTY

Thank you for selecting and buying V-TAC product. V-TAC will serve you the best. Please read these instructions carefully before starting the installation and keep this manual handy for future reference. If you have any other query, please contact our dealer or local vendor from whom you have purchased the product. They are trained and ready to serve you at the best. The warranty is valid for 1 years from the date of purchase. The warranty does not apply to damage caused by incorrect installation or abnormal wear and tear. The company gives no warranty against damage to any surface due to incorrect removal and installation of the product. The products are suitable for 10-12 Hours Daily operation. Usage of product for 24 Hours a day would void the warranty. This product is warranted for manufacturing defects only.



MULTI-LANGUAGE MANUAL QR CODE

Please scan the QR code to access the manual in multiple languages.



FR
Cet appareil,
ses accessoires,
cordons et batteries
se recyclent



OU

Points de collecte sur www.quefairedemesdechets.fr
Privilégiez la réparation ou le don de votre appareil !

In case of any query/issue with the product, please reach out to us at: support@v-tac.eu
For More products range, inquiry please contact our distributor or nearest dealers.
V-TAC EUROPE LTD. Bulgaria, Plovdiv 4000, bul.L.Karavelow 9B

WARNING

1. Please make sure to turn off the power before starting the installation.
2. The light source of this luminaire is not replaceable, when the light source reaches its end of life the whole luminaire should be replaced.



This marking indicates that this product should not be disposed of with other household wastes.

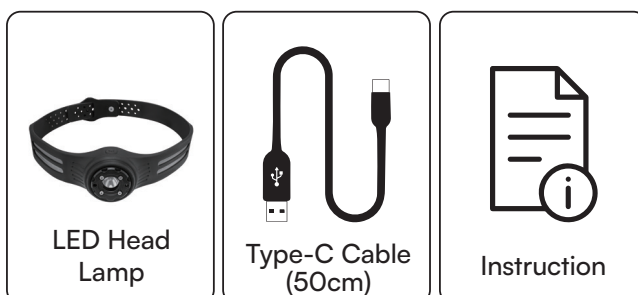


Caution, risk of electric shock.

PRODUCT STRUCTURE



PACKAGE CONTENTS



TURNING ON THE HEADLIGHT

1. Keep pressing button 1 on the top of headlight by 3 seconds turns on the IR sensor.
2. The lamp will turn on once the IR sensor is activated.
3. Moving your hand in front of the spotlight will turn on the lamp.
4. Keep pressing button 1 on the top of headlight by 3 seconds turns off the IR sensor.

6 WORKING MODES

long press the switch to turn on/off sensing, all gears can be sensed



XPE high



COB white light



XPE+COB white light



COB warm light



COB red light



COB red flashing

TURNING ON FLASH IN RED

Pressing button 1 on the top of the headlight turns on 3W SMD / both COB in white / both COB in white + 3W SMD / both COB in yellow / both COB in red / both COB flash / Off.

QUICK SWITCH-OFF FUNCTION

This function will make switching off a torch with multiple lighting modes much easier. Simply use whichever lighting mode you need and then turn off the torch when you're done with a single button press - no need to go through all the remaining lighting modes to turn the torch off.

1. Turn on the torch.
2. Choose the lighting mode that suits you best.
3. The quick switch-off function automatically activates if the torch remains in the same lighting mode for 10 seconds.
4. Afterwards, another press of the button automatically turns the torch off (skips the other lighting modes).

RECHARGEABLE BATTERY PROTECTION

A product with this function features protective circuits that prevent both overcharging and excessive discharging of the accumulator that could lead to high temperatures, sparking or explosion that would irreversibly damage or destroy the product.

